

# POLLACK PROFESSIONAL PLAZA

C H A N D L E R • A R I Z O N A



## NWC Alma School & Frye Rds. • Chandler, Arizona

For further information, please contact:

Michael A. Pollack  
(480) 888-0888




**Size:** 13,190 Square Feet    **Spaces Range From:** 1,530 – 6,550 SF

**Zoning:** Pad/C-1, City of Chandler

**Traffic Counts:** Corner Total: 60,800  
(2007: City of Chandler)  
Alma School Road: 29,800 cars/day • Frye Road: 31,000 cars/day

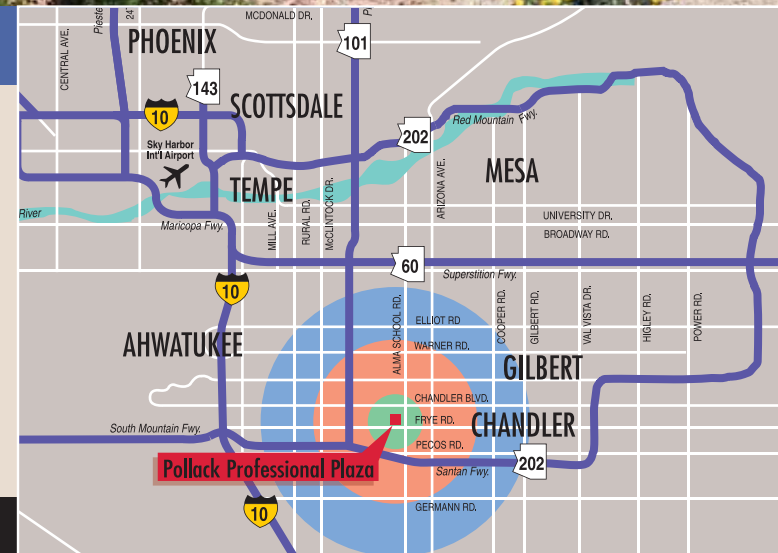
**Demographics:**

(2007: Demographicsnow.com)

	 1 mile radius	 3 mile radius	 5 mile radius
Population:	20,977	137,493	291,635
Households:	7,600	50,247	106,515
Median Household Income:	\$ 63,158	\$ 68,589	\$ 75,281
Median Age:	31.4	31.1	32.5

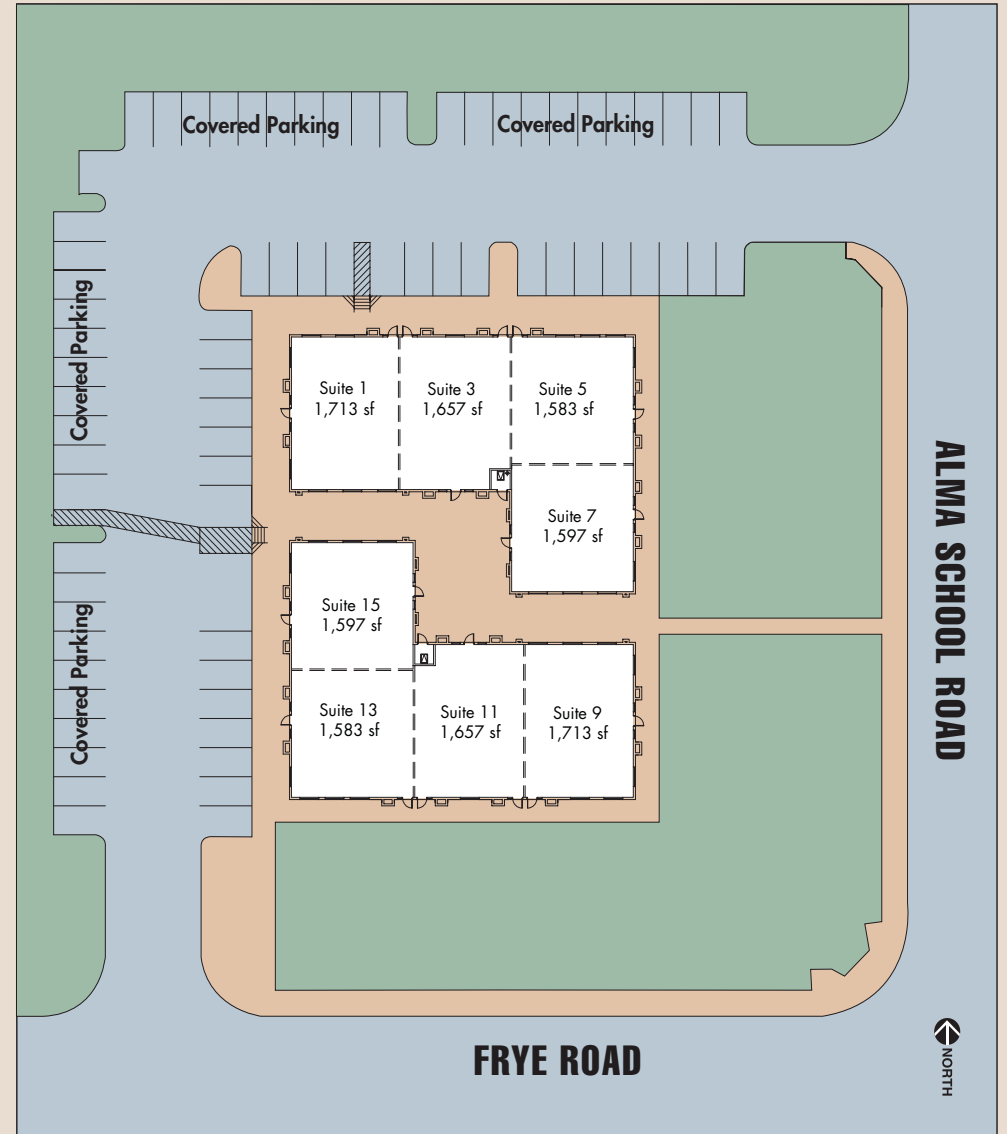
For leasing plans, availability and rates, visit us at:

[www.pollackinvestments.com/professional](http://www.pollackinvestments.com/professional)



The information contained herein has been obtained from sources we deem reliable. While we have no reason to doubt its accuracy, we do not guarantee it.

**Michael A. Pollack**  
REAL ESTATE INVESTMENTS



For further information, please contact:  
 Michael A. Pollack  
 (480) 888-0888

*Michael A. Pollack*  
 REAL ESTATE INVESTMENTS

\* Square foot indications are approximate

1136 West Baseline Road • Mesa, Arizona 85210 • (480) 888-0888 • fax (480) 814-7741 • [www.pollackinvestments.com](http://www.pollackinvestments.com)